A dark blue-tinted photograph of a Civil Air Patrol aircraft in flight against a cloudy sky. The aircraft is a high-wing, multi-engine plane with a red tail fin. The tail fin has "CIVIL AIR PATROL" written on it. The aircraft's registration number "N649CP" is visible on the fuselage.

# Wear Guide for Operational Camouflage Pattern Uniform (OCP) for Civil Air Patrol

(Updated 14 NOV 2025)

By: Maj AJ Ingle

Director of Operations, Florida Wing

# Overview of Changes in ICL 25-06



OFFICE OF THE NATIONAL COMMANDER  
CIVIL AIR PATROL  
UNITED STATES AIR FORCE AUXILIARY  
MAXWELL AIR FORCE BASE, ALABAMA 36112-5937

ICL 25-06

04 November 2025

MEMORANDUM FOR ALL CAP MEMBERS

FROM: CAP/CC


SUBJECT: Interim Change Letter – CAPR 39-1, *Civil Air Patrol Uniform Regulation*

1. This interim change letter changes CAPR 39-1, *Civil Air Patrol Uniform Regulation*, dated 3 March 2020, with incorporated ICL 21-01, dated 9 August 2021, and ICL 25-02, dated 16 April 2025, to include the following approved uniform changes:
2. The attached incorporates Chapter 7 and authorizes the wear of the Operational Camouflage Pattern (OCP) as a CAP utility uniform. The approved wear date is 1 November 2025.
3. The Airman's Battle Uniform (ABU) is still authorized for wear with a phase-out date of 31 October 2028.
4. The following changes authorize the wear of Coyote Brown boots with the USAF-style Flight Duty Uniform (FDU). The approved wear date for Coyote Brown boots is 1 November 2025.

Paragraph 8.2.11. Changed to read: Footwear. Coyote Brown or black combat boots are worn with the FDU. Black combat boots will be phased out on 31 October 2028.

Paragraph 9.2.3. Changed to read: National Blue Beret (NBB). Graduates of this program may wear the blue beret granted per the activity's procedures with the USAF style ABU/OCP and the CAP corporate field uniform at the unit level. Berets will not be worn at wing, region, or national activities other than NBB.

Direct comments or questions regarding this interim change letter to the CAP Director of Personnel and Member Actions, Ms. Marie Vogt, CAP/DP, at [membershipservices@capnhq.gov](mailto:membershipservices@capnhq.gov).

  
REGINA M. AYE  
Major General, CAP  
National Commander

- **Civil Air Patrol has authorized the Operational Camouflage Pattern Uniform as a replacement to the Airman Battle Uniform as the USAF-Style Utility Uniform effective 1 NOV 2025.**
  - *National Headquarters has established a 3-Year phase out of the Airman Battle Uniform.*
  - *Phase-Out for the Airman Battle Uniform (ABU) is 31 October 2028.*
  - *Members are not required to change from the ABU to the OCP until this date.*
- **Coyote Brown boots have been authorized with the USAF-Style Flight Duty Uniform effective 1 November 2025.**
  - *Wear of Black boots with the USAF-Style FDU will be phased-out on 31 October 2028.*
- **The Blue Beret has been authorized for members who have earned the beret at the NBB special activity for unit-level meetings and activities only.**

# Authorized OCP Variations

Single Velcro Field  
Front Zipper Closure

Chest Pockets



All-Season OCP Top

Top-Open  
Sleeve  
Pockets  
w/  
Buttons

Front  
Pockets  
Absent



Hot Weather OCP Top  
(IHWCU)

Zipper &  
Velcro  
Closure

Button  
Closure

# The OCP Top (Coat/Shirt)

- OCPs will be worn in accordance with DAFI 36-2903 unless specifically noted in CAPR 39-1.
- Accoutrements:
  - *Maximum of 4 patches allowed on Velcro sections (Does not include commander badges).*
  - *Maximum of 4 badges above CAP Tape. (Does not include command badge over nametape).*
- T-Shirt will be Coyote Brown (Tan 499) and tucked into OCP trousers.
  - *May be Long or Short Sleeve.*
  - **Do not** use Desert Sand shirt used with the ABU.
  - *Morale/Squadron Shirts may be approved by Wing/CC.*
- **DO NOT** starch or hot press (iron) OCP Shirt.
- **DO NOT** wear the new OCP uniform until you have a completed uniform with all required accessories / accoutrements.
- Glint squares above Velcro fields will remain covered.

Figure 7.1.1.3.1.7:



Illustration: OCP Coat (Shirt) left sleeve view as worn by graduated commanders

# Rank, Tapes & Badges

## CAP Tape / Nametape / Rank

- Rank, Nametapes, and CAP Tapes may be either sewn onto the uniform or be affixed using hook & loop (Velcro).
- ***All must be consistent.*** Either all sewn, or all Velcro.
  - *This does not include the nametape on the rear of the patrol cover. This may be Velcro or sewn independently.*
  - *If sewn, should be affixed in the same position as the Velcro occupied.*
- For Cadets, it's ***highly recommended*** they keep their rank/tapes attached using Velcro for ease of use and frequency of promotions in the cadet program.

## Qualification Badges

- Badges may be either sewn onto the uniform or be affixed using hook & loop (Velcro).
  - *If more than one badge is worn, all badges must be consistent. Either all sewn, or all Velcro.*
- ***The Velcro section if used, should be no larger than the wings or badge. A single field of Velcro above the CAP tape may not be used.***



# Rank, Tapes & Badges

## Badges Placement

- A maximum of four badges may be worn centered above the CAP Tape.
  - *Badge placement is measured from the blue fabric edges.*
  - *Badges will have 1/8th inch of blue fabric exposed at the widest and tallest parts of the badge.*
  - *If earned and authorized, military badges may be worn in accordance with DAFI 36-2903.*
- **Badges from each group may be worn horizontally or vertically by group. (Group 2 can be horizontal, and Group 1 Vertical, or vice versa.)**
- Military badges on the OCP may be worn in subdued colors if they cannot be obtained in silver on dark blue fabric.
- Only military wings and badges originally awarded in gold will be embroidered in gold on dark blue background.
- Badges must not exceed the OCP coat shoulder seam.

## Group 1 Badges (Mandatory Wear)

- Includes: CAP chaplain, aviation, military aeronautical, space, cyberspace, and missile operations badges.
- If more than one CAP Aviation badge is authorized, **only one may be worn.**
- CAP mandatory badges take precedence over military mandatory badges.

## Group 2 Badges (Optional Wear)

- CAP Operational and qualification badges, military parachutist wings, military qualification badges, military occupation badges, or skill badges.
- Wear service badges in accordance with the applicable service order of precedence; however, all Air Force badges take precedence over other service badges, and all CAP badges take precedence over all group 2 badges and should be in the wearer's highest position, from the viewer's left to right, under group 1 badges.



# Rank, Tapes & Badges

## Badges Placement

- A maximum of four badges may be worn centered above the CAP Tape.
  - *Badge placement is measured from the blue fabric edges.*
  - *Badges will have 1/8th inch of blue fabric exposed at the widest and tallest parts of the badge.*
  - *If earned and authorized, military badges may be worn in accordance with DAFI 36-2903.*
- **Badges from each group may be worn horizontally or vertically by group. (Group 2 can be horizontal, and Group 1 Vertical, or vice versa.)**
- Military badges on the OCP may be worn in subdued colors if they cannot be obtained in silver on dark blue fabric.
- Only military wings and badges originally awarded in gold will be embroidered in gold on dark blue background.
- Badges must not exceed the OCP coat shoulder seam.

## Group 1 Badges (Mandatory Wear)

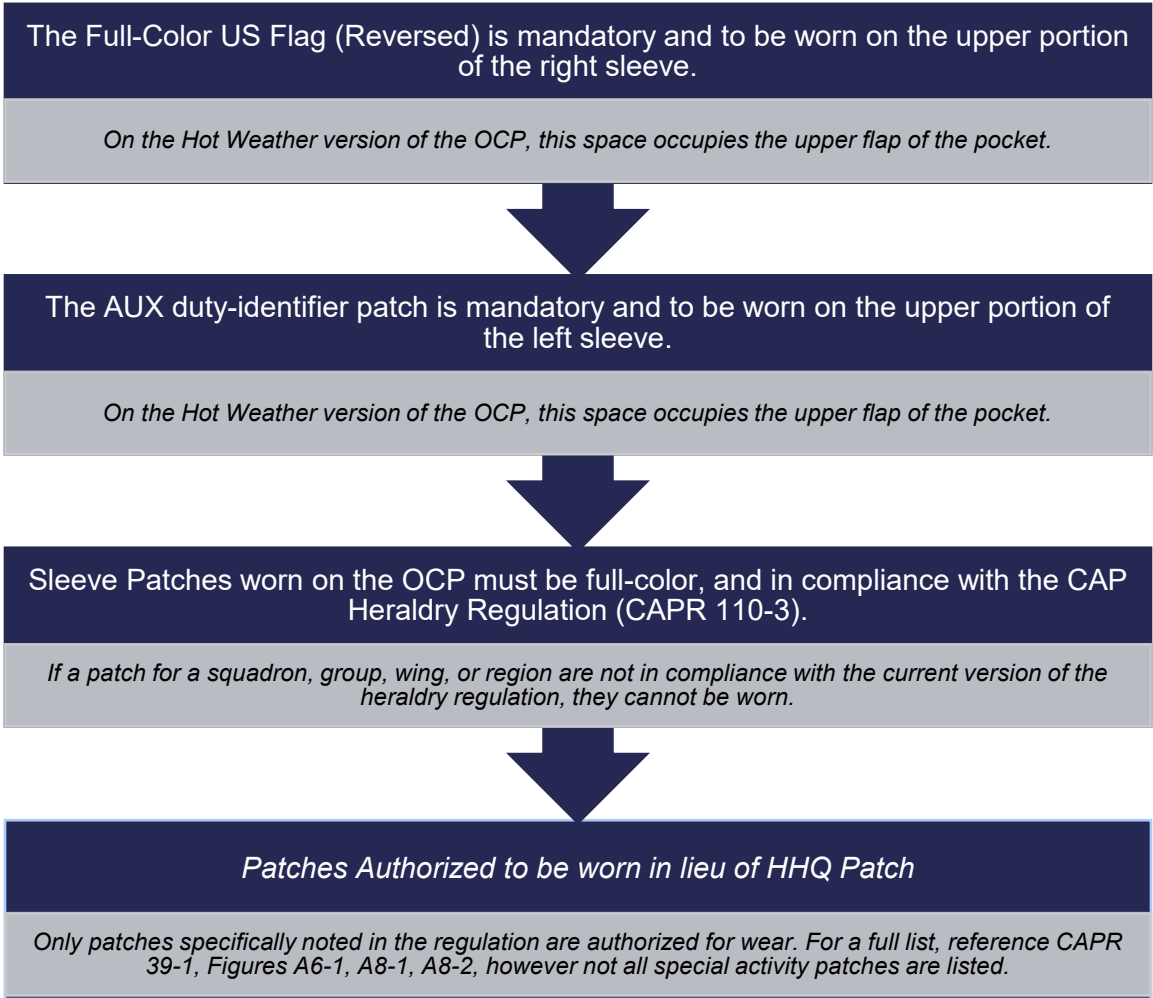
- Includes: CAP chaplain, aviation, military aeronautical, space, cyberspace, and missile operations badges.
- If more than one CAP Aviation badge is authorized, **only one may be worn**.
- CAP mandatory badges take precedence over military mandatory badges.

## Group 2 Badges (Optional Wear)

- CAP Operational and qualification badges, military parachutist wings, military qualification badges, military occupation badges, or skill badges.
- Wear service badges in accordance with the applicable service order of precedence; however, all Air Force badges take precedence over other service badges, and all CAP badges take precedence over all group 2 badges and should be in the wearer's highest position, from the viewer's left to right, under group 1 badges.



# Sleeve Patches



Primary Unit of Assignment	Right Sleeve		Left Sleeve	
	Upper (Mandatory)	Lower	Upper (Mandatory)	Lower
Flight	US Flag (Reversed)	*Squadron Patch	AUX Patch	*Wing Patch**
Squadron		*Squadron Patch		*Wing Patch**
Group		*Group Patch		*Wing Patch**
Wing		*Wing Patch		*Region Patch**
Region		*Region Patch		CAP Command**
NHQ		N/A		CAP Command
<p><b>* Wear of the patch is mandatory if the patch is in compliance with CAPR 110-3 and approved. If patch is not in compliance, no patch will be worn in this position.</b></p> <p><b>** Patch <u>may</u> be replaced with Cadet Special Activity, Operations-related Recognition Patches, Command Council, CSAG, National Executive Committee, National Board, National Staff Badge, or Volunteer University Instructor patch.</b></p>				

# Sleeve Patches

## Patch Placement Example (FLIGHT & SQUADRON LEVELS)



RIGHT SLEEVE



LEFT SLEEVE

Primary Unit of Assignment	Right Sleeve		Left Sleeve	
	Upper (Mandatory)	Lower	Upper (Mandatory)	Lower
Flight	US Flag (Reversed)	*Squadron Patch	AUX Patch	*Wing Patch**
Squadron		*Squadron Patch		*Wing Patch**
Group		*Group Patch		*Wing Patch**
Wing		*Wing Patch		*Region Patch**
Region		*Region Patch		CAP Command**
NHQ		N/A		CAP Command
<p>* Wear of the patch is mandatory if the patch is in compliance with CAPR 110-3 and approved. If patch is not in compliance, no patch will be worn in this position.</p> <p>** Patch <u>may</u> be replaced with Cadet Special Activity, Operations-related Recognition Patches, Command Council, CSAG, National Executive Committee, National Board, National Staff Badge, or Volunteer University Instructor patch.</p>				

# Sleeve Patches

## Patch Placement Example (FLIGHT & SQUADRON LEVELS)



RIGHT SLEEVE



LEFT SLEEVE

*(Alternate Configuration w/  
NCSA Patch Affixed)*

Primary Unit of Assignment	Right Sleeve		Left Sleeve	
	Upper (Mandatory)	Lower	Upper (Mandatory)	Lower
Flight	US Flag (Reversed)	*Squadron Patch	AUX Patch	*Wing Patch**
Squadron		*Squadron Patch		*Wing Patch**
Group		*Group Patch		*Wing Patch**
Wing		*Wing Patch		*Region Patch**
Region		*Region Patch		CAP Command**
NHQ		N/A		CAP Command
<p>* Wear of the patch is mandatory if the patch is in compliance with CAPR 110-3 and approved. If patch is not in compliance, no patch will be worn in this position.</p> <p>** Patch <u>may</u> be replaced with Cadet Special Activity, Operations-related Recognition Patches, Command Council, CSAG, National Executive Committee, National Board, National Staff Badge, or Volunteer University Instructor patch.</p>				

# Sleeve Patches

## Patch Placement Example (GROUP LEVEL)



RIGHT SLEEVE



LEFT SLEEVE


Primary Unit of Assignment	Right Sleeve		Left Sleeve	
	Upper (Mandatory)	Lower	Upper (Mandatory)	Lower
Flight	US Flag (Reversed)	*Squadron Patch	AUX Patch	*Wing Patch**
Squadron		*Squadron Patch		*Wing Patch**
Group		*Group Patch		*Wing Patch**
Wing		*Wing Patch		*Region Patch**
Region		*Region Patch		CAP Command**
NHQ		N/A		CAP Command
<p>* Wear of the patch is mandatory if the patch is in compliance with CAPR 110-3 and approved. If patch is not in compliance, no patch will be worn in this position.</p> <p>** Patch <u>may</u> be replaced with Cadet Special Activity, Operations-related Recognition Patches, Command Council, CSAG, National Executive Committee, National Board, National Staff Badge, or Volunteer University Instructor patch.</p>				

# Sleeve Patches

## Patch Placement Example (WING LEVEL)



RIGHT SLEEVE



LEFT SLEEVE

Primary Unit of Assignment	Right Sleeve		Left Sleeve	
	Upper (Mandatory)	Lower	Upper (Mandatory)	Lower
Flight	US Flag (Reversed)	*Squadron Patch	AUX Patch	*Wing Patch**
Squadron		*Squadron Patch		*Wing Patch**
Group		*Group Patch		*Wing Patch**
Wing		*Wing Patch		*Region Patch**
Region		*Region Patch		CAP Command**
NHQ		N/A		CAP Command

\* Wear of the patch is mandatory if the patch is in compliance with CAPR 110-3 and approved. If patch is not in compliance, no patch will be worn in this position.

\*\* Patch may be replaced with Cadet Special Activity, Operations-related Recognition Patches, Command Council, CSAG, National Executive Committee, National Board, National Staff Badge, or Volunteer University Instructor patch.

# OCP Trousers/Pants

- The trouser waistband will rest on the Airman's waist. Secure pockets so that items stowed in pockets are not visible.
  - *Exception: OCP patrol cap or beret may extend outside when placed in the OCP trouser cargo pocket.*
- Airmen may wear the trousers tucked into the top of the boots, bloused using the draw strings at the bottom of the trousers, or using commercial blousing devices.
- Airmen will not wrap the trouser leg around the leg tightly enough to present a pegged appearance or insert any items inside the trouser leg to create a round appearance at the bottom of the trouser leg.
- When bloused, the trousers will not extend below the third eyelet from the top of the boot.
- **DO NOT** starch or hot press (iron) OCP pants.
- Wear a one-piece Tan 499 rigger style, nylon, web belt with OCP trousers. Belt may extend past buckle.
  - Exception: Maternity trousers.



# OCP Undershirt



**AUTHORIZED**



**NOT AUTHORIZED**

- T-shirt will be Coyote Brown (Tan 499), long or short sleeve, and will be tucked into OCP trousers.
  - Unit commanders may allow for display on morale undershirts organizational emblems, as officially and currently approved by the wing commander, not to exceed 5 inches in diameter, in cloth or silk screen.
  - If displayed, organizational emblems will be worn on the left side of the chest of the Coyote Brown (Tan 499) morale undershirts.
  - The morale undershirts may also display the organizational emblem on the back of the undershirt in a larger diameter as authorized by commanders.
- Desert Sand shirt used with ABU is **NOT AUTHORIZED.**

# Boots

- Boots will be suede (rough out leather) or composite material and coyote brown in color.
  - Boots must be between 6-12 inches in height
    - *Measured from the bottom of the heel tread to the top of the back of the boot.*
    - *Soling material will not exceed 2 inches in height.*
  - Boots will be laced up with plain, rounded toe or rounded capped toe with or without a perforated seam.
  - Laces will either be tied and tucked into the trunk or tied and wrapped around the boot.
  - A zipper or elastic insert may be worn;
    - *If worn, they will be without design.*
  - Boots can be either with or without a safety toe.
  - Logos or brand names will be the same color as the boot. Designs are not authorized.
- Best practice is to choose a boot that states it's AFI 36-2903 or AR 670-1 compliant.
- Coyote Brown Boots are only authorized with the OCP uniform, and the USAF-Style Flight Duty Uniform.
  - They are not authorized for corporate style utility or flight duty uniforms.
- Black Boots are **NOT AUTHORIZED** with the OCP.
- Socks will be Coyote Brown or Sage Green (Black is Not Authorized).



# Headwear (The Patrol Cap)



- Will be always worn outdoors, unless in a designated “no hat” area.
- Members will wear a cap straight on the head so that the cap band creates a straight line around the head, parallel to the ground.
- The cap will fit snugly and comfortably around the largest part of the head without bulging or distortion from the intended shape of the headgear and without excessive gaps.
- No hair will be visible on the forehead beneath the cap. Members are not authorized to block or ranger roll the patrol cap.
- The Velcro® or sew-on light silver on dark blue nametape will be centered on the back of the cap and will match the width of the OCP coat name tape.
- Officers and Cadet Officers will wear sewn or Velcro rank insignia centered, 1/2 inch from the visor, on the front of caps.
  - **Seniors and cadets should but are not required sew on rank to the front of the patrol cap, it may be affixed with Velcro.**
    - ***Note: CAPR 39-1, 7.1.1.8 does not distinguish between PC and Ball Cap in the chapter, but the intent is for the Velcro rank to only be used on the ball cap, NHQ is working to codify a clarification for this into the formal regulation per OCP FAQ.***
    - ***Recommendation: If you wish to use Velcro rank, utilize the authorized tactical ball cap.***
  - *Members' sewing rank on the cap will only have 1/8th inch of blue fabric showing past the widest and tallest part of the insignia.*
  - *Chaplains may wear the chaplain Operational badge sewn-on or Velcro® and centered 1/2 inch above the visor in place of rank insignia.*
  - *NCOs, Cadet NCOs, and Airmen members **will not** wear rank insignia or have a blank Velcro field on the patrol cap.*

# Headwear (The Tactical Ball Cap)



- Tactical ball caps **may** be solid OCP material or OCP with coyote brown mesh back. No other colors or combinations are authorized (*To include the blue cap authorized for Corporate Utility & ABU*).
  - Females are authorized to pull their bun or ponytail/equivalent through the back of the tactical cap.
  - If chosen, will be worn outdoors unless in a designated “No Hat” area.
  - The cap **will** fit snugly and comfortably around the largest part of the head without bulging or distortion from the intended shape of the headgear and without excessive gaps.
- No hair will be visible on the forehead beneath the cap. Members are not authorized to block or ranger roll the ball cap.
- The Velcro or sew-on light silver on dark blue nametape **will** be centered on the back of the cap and will match the width of the OCP coat name tape.
- For Velcro, use the ball cap with the 2x2” loop field on the front of the cap. Do not use caps that have the 2x3” loop field.
- Officers and Cadet Officers will wear **Sewn or Velcro** rank insignia centered, 1/2 inch from the visor, on the front of caps.
  - Members' sewing rank on the cap will only have 1/8th inch of blue fabric showing past the widest and tallest part of the insignia.
  - Chaplains may wear the chaplain Operational badge sewn-on or Velcro® and centered 1/2 inch above the visor in place of rank insignia.
  - NCOs, Cadet NCOs, and Airmen members will not wear rank insignia or a subdued flag on the patrol or tactical cap; only a nametape on the back of the cap is authorized. Cap should not have Velcro on it if enlisted, cadet airman or cadet NCO. (AFI 36-3903 5.1.10.2)
  - **Recommendation: Cadets wear the 2x2 Velcro rank on the tactical ball cap.**

# OCP Outerwear & Cold Weather Accessories

- Only OCP Pattern or Coyote Brown outerwear may be worn.
  - *Exception: ECWCS Level 7 Jacket may be Sage Green.*
- Coyote Brown Fleece may be worn indoors.
  - *Rank, Name, and CAP tapes should be affixed.*
  - *ECWCS Levels I & II (sleep shirt / thermal underwear) are worn under the OCP, Level III (Fleece) is worn over the OCP coat.*
- Cold-weather accessories may be worn without wearing authorized outer garments.
  - *Except for functional items, cold-weather accessories are only worn while outdoors.*
- Authorized cold-weather accessories for the OCP are;
  - *Scarves: Coyote Brown or Black*
  - *Earmuffs: Coyote Brown or Black*
  - *Headbands: Coyote Brown or Black*
  - *Watch Caps: Coyote Brown or Black*
  - *Gloves: Coyote Brown, Black or Sage*
- Extended Cold Weather Clothing System (ECWCS) system is approved for wear in its entirety.
- Outerwear may be purchased from commercial suppliers provided they comply with regulations.
  - *When worn, no large logos will be visible.*





**CIVIL AIR PATROL**  
**U.S. AIR FORCE AUXILIARY**



**Thank You!**